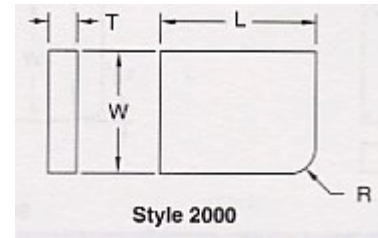
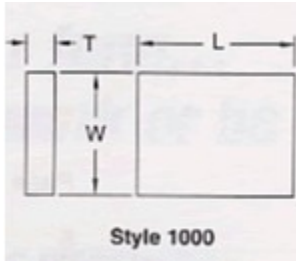
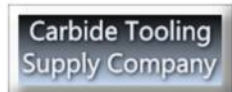


Styles 1000 & 2000



DIMENSIONS Grades Stocked C-2 and C-5

T	W	L	R	Style 1000	Style 2000
1/16	1/8	5/8	1/8	1010	2010
1/16	3/16	1/4	1/8	1020	2020
1/16	1/4	5/16	1/8	1030	2030
3/32	3/16	5/16	1/8	1040	2040
3/32	3/16	1/2	1/8	1050	2050
3/32	1/4	3/8	1/8	1060	2060
3/32	1/4	1/2	1/8	1070	2070
3/32	5/16	3/8	3/16	1080	2080
3/32	3/8	3/8	3/16	1090	2090
3/32	3/8	1/2	3/16	1100	2100
3/32	7/16	1/2	1/4	1105	2105
1/8	3/16	3/4	1/8	1110	2110
1/8	1/4	1/2	1/8	1120	2120
1/8	1/4	5/8	1/8	1130	2130
1/8	1/4	3/4	1/8	1140	2140
1/5	5/16	7/16	3/16	1150	2150
1/8	5/16	1/2	3/16	1160	2160
1/8	5/16	5/8	3/16	1170	2170
1/8	3/8	1/2	3/16	1180	2180
1/8	3/8	3/4	3/16	1190	2190
1/8	1/2	1/2	1/4	1200	2200
1/8	1/2	3/4	1/4	1210	2210
1/8	3/4	3/4	1/4	1215	2215
5/32	3/8	9/16	3/16	1220	2220
5/32	3/8	3/4	3/16	1230	2230
5/32	5/8	5/8	1/4	1240	2240
3/16	5/16	7/16	3/16	1250	2250



Main: 248-693-9202


Fax: 248-693-9210

contact@carbide Tooling Supply Company

3/16	5/16	5/8	3/16	1260
3/16	3/8	1/2	3/16	1270
3/16	3/8	5/8	3/16	1280
3/16	3/8	3/4	3/16	1290
3/16	7/16	5/8	1/4	1300
3/16	7/16	13/16	1/4	1310
3/16	1/2	1/2	1/4	1320
3/16	1/2	3/4	1/4	1330
3/16	3/4	3/4	1/4	1340

2260
2270
2280
2290
2300
2310
2320
2330
2340

*Grades not stocked may be ordered as Specials.



Main: 248-693-9202

Fax: 248-693-9210

contact@carbide Toolingsupply.com